



FOLDING DOORS & PARTITIONS

For All Building Types



Made-To-Your-Order In the USA™

Call Specialty Doors at 866-815-8151 for your custom quote today.

SCALE/6®

Scale/6 folding doors are one of Panefold's most versatile product models, as they span both the door and partition categories. Their intermediate 6" panel width is ideal for a broad range of applications in residential, commercial, institutional, civic and other building types or as large residential room dividers.



FEATURED COLOR: Woodtex® Sablewood™

HEIGHTS TO 10' 1"

ALL WIDTHS

28 DAY LEAD TIME

1 YR LIMITED WARRANTY

HANDLE DETAIL



AVAILABLE COLORS

Available with over 40 solid, multicolored and wood grain decorative vinyl laminates, genuine wood veneers and high pressure laminates shown on page 2.

STANDARD FEATURES

PANELS

Strong, 6" wide, 1/2" thick, laminated wood core panels

HINGES

Memory Action® Dual-Wall™ flexible vinyl hinges reduce light, sound and air transmission

HANDLES & LATCH

ADA-compliant Touch-bar™ handles with positive, automatic latch

CARRIERS

Smooth-rolling, 13/16" diameter, nylon-tired, steel-ball-bearing-wheeled carriers on alternating panels and each end post

TRACK

Decorative aluminum top track

BOTTOM CLEARANCE

3/4" standard (Minimum of 3/8" may be specified on order)

+ OPTIONAL FEATURES

Privacy (Thumbturn), Emergency (Coin) Release and Cylinder Key Locks

Curved track

Bottom sweepseals to reduce passage of light and air between rooms

Alternate track type for recessed track installation

Decorative Startex™ White or matching track trim to conceal track edges

Two-, three- and four-way meeting posts for doors that join at right angles

*Dealer representative must contact Panefold for pricing on optional features



FOLDING DOORS & PARTITIONS

For All Building Types



Made-To-Your-Order In the USA™

Call Specialty Doors at 866-815-8151 for your custom quote today.

5 EASY STEPS TO CUSTOMIZE YOUR DOOR OR PARTITION

Provide the following information for each unique opening in order to obtain a price.

GUEST NAME PHONE # EMAIL ADDRESS
 SHIP-TO ADDRESS FOR DELIVERY

STEP 1: Model

MODEL NAME SOUND TRANSMISSION CLASS (STC) RATING (Acoustical Models Only) QTY of IDENTICAL OPENINGS

STEP 2: Measurements (to nearest 1/8")

FABRICATION WIDTH (FW) Specify the complete width from finished jamb to finished jamb.
 FABRICATION HEIGHT (FH) Specify the complete height from the top of the track to the top of the finished floor or floor covering. Do not take deductions or make allowances.

STEP 3: Configuration

SINGLE DOOR / FIXED TO JAMB




Attaches & stacks to either jamb & latches to opposite jamb

SINGLE DOOR / DOUBLE END POSTS



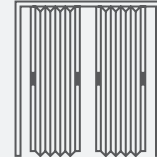
Latches to both jambs

DOUBLE DOORS / FIXED TO JAMBS



Attaches & stacks to both jambs & latches in the center

DOUBLE DOORS / DOUBLE END POSTS



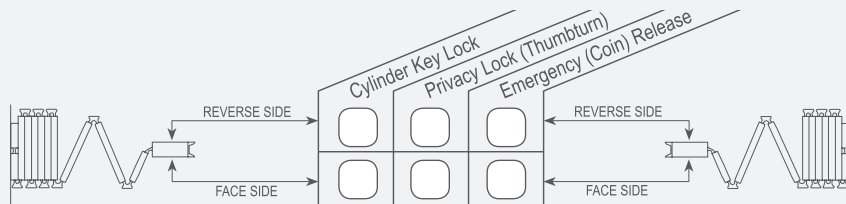
Latches at both jambs and in the center

STEP 4: Security / Lock Options

STEP 5: Color

PATTERN / COLOR:

EX: Criterion® White Swan
Startex™ London White



LEFT STACKING

RIGHT STACKING

Specify "Left Stacking" or "Right Stacking" for Single Fixed-Jamb Doors only.

Additional Features/Comments/Notes

Panefold®, the Panefold Logo™, Panefold Innovative Space Division Systems™, Panefold Made-To-Your-Order™, Criterion®, Touch-bar™ and Startex™ are either registered trademarks or trademarks of Panefold, Inc. in the United States and/or other countries. All other trademarks are the property of their respective owners.