



FOLDING DOORS & PARTITIONS

For All Building Types



Made-To-Your-Order In the USA™

Call Specialty Doors at 866-815-8151 for your custom quote today.

SCALE/8®

Scale/8 folding partitions stand up to tough use while adding beautifully to interior design. Featuring an 8" panel width suitable for medium to large openings, they are designed for heavy use in commercial, institutional, civic and other building types or as large residential room dividers.



- HEIGHTS TO 16' 1"
- ALL WIDTHS
- 28 DAY LEAD TIME
- 2 YR LIMITED WARRANTY

HANDLE DETAIL



AVAILABLE COLORS

Available with over 40 solid, multicolored and wood grain decorative vinyl laminates, genuine wood veneers and high pressure laminates shown on page 2.

STANDARD FEATURES

PANELS

Strong, 8" wide, 1/2" thick, laminated wood core panels

HINGES

Memory Action® Dual-Wall™ flexible vinyl hinges reduce light, sound and air transmission

HANDLES & LATCH

Heavy-duty steel automatic latch with Gripull™ handles in aluminum or bronze finish

CARRIERS

Smooth-rolling, 15/16" diameter, nylon-tired, steel-ball-bearing-wheeled carriers on alternating panels and each end post

TRACK

Heavy-duty aluminum top track and decorative Startex™ White track trim to conceal track edges

BOTTOM CLEARANCE

3/4" standard (Minimum of 3/8" may be specified on order)

+ OPTIONAL FEATURES

Privacy (Thumbturn), Emergency (Coin) Release and Cylinder Key Locks

Matching decorative track trim in lieu of Startex White finish

Curved track

Visit Panefold website for additional decorative finishes such as Woventex™ fabrics and Ribtex™ wall carpeting

Alternate track type for recessed track installation

Two-, three-, and four-way meeting posts for partitions that join at right angles

*Dealer representative must contact Panefold for pricing on optional features

AVAILABLE COLORS


Panelfold Scale® and Sonicwal® folding doors and partitions are available with the decorative finishes shown below. Due to variations in monitor and printer calibration, the color images shown may not display accurately. Physical color samples are available by contacting Panelfold.

Color Group A: Startex™




Startex pattern, solid-color, textured vinyl laminates have a subtle, stipple texture and are the lowest in price of all finishes. They are offered in a palette of five attractive, versatile colors.

Color Group B: Woodtex®



Lustertex™




Woodtex high-fidelity wood grain vinyl laminates have a high-grade build in which the printing is “locked in” between an opaque bottom film and a clear top film. Lustertex textured vinyl laminates have a brushed metallic appearance. All ten colors are available for a single upgrade price over Startex textured vinyl laminates.

Color Group C:



Sandtex, Fabrictex, Hightex, Ropetex and Meritex pattern textured vinyl laminates each have a distinctive embossing. All 20 colors are available for a single upgrade price.

Color Group D: Genuine Wood Veneers



Panelfold’s genuine wood veneer collection is for installations that demand the elegance of natural wood. Supplied standard with clear lacquer finish. Unfinished veneers and custom-stained veneers are available upon request.

High Pressure Laminates

Panelfold Scale and Sonicwal models are available with Wilsonart® and Formica® High Pressure Laminates. For pricing, please submit a quote request along with the brand and color reference.



FOLDING DOORS & PARTITIONS

For All Building Types

Made-To-Your-Order In the USA™

Call Specialty Doors at 866-815-8151 for your custom quote today.



5 EASY STEPS TO CUSTOMIZE YOUR DOOR OR PARTITION

Provide the following information for each unique opening in order to obtain a price.

GUEST NAME PHONE # EMAIL ADDRESS

SHIP-TO ADDRESS FOR DELIVERY

STEP 1: Model

MODEL NAME SOUND TRANSMISSION CLASS (STC) RATING (Acoustical Models Only) QTY of IDENTICAL OPENINGS

STEP 2: Measurements (to nearest 1/8")

FABRICATION WIDTH (FW) Specify the complete width from finished jamb to finished jamb.

FABRICATION HEIGHT (FH) Specify the complete height from the top of the track to the top of the finished floor or floor covering. Do not take deductions or make allowances.

STEP 3: Configuration

SINGLE DOOR / FIXED TO JAMB



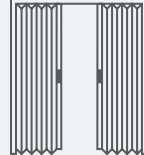
Attaches & stacks to either jamb & latches to opposite jamb

SINGLE DOOR / DOUBLE END POSTS



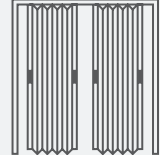
Latches to both jambs

DOUBLE DOORS / FIXED TO JAMBS



Attaches & stacks to both jambs & latches in the center

DOUBLE DOORS / DOUBLE END POSTS



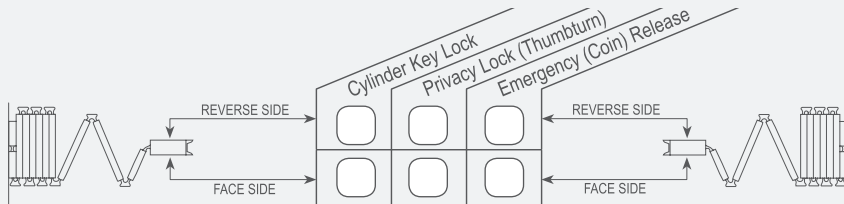
Latches at both jambs and in the center

STEP 4: Security / Lock Options

STEP 5: Color

PATTERN / COLOR:

EX: Criterion® White Swan
Startex™ London White



LEFT STACKING

Specify "Left Stacking" or "Right Stacking" for Single Fixed-Jamb Doors only.

RIGHT STACKING

Additional Features/Comments/Notes

Panefold®, the Panefold Logo™, Panefold Innovative Space Division Systems™, Panefold Made-To-Your-Order™, Criterion®, Touch-bar™ and Startex™ are either registered trademarks or trademarks of Panefold, Inc. in the United States and/or other countries. All other trademarks are the property of their respective owners.